NINE MONTHS ENDED SEPTEMBER 30, 2026
FINANCIAL AND OPERATIONAL HIGHLIGHTS

Media, Investors and Analysts Briefing
October 28, 2026



MERALCO

Nine Months ended September 30, 2026 Financial Performance

Media, Investors and Analysts Briefing



Meralco CCNI grew 12% to PhP 44.8 billion as stronger contributions from the MGEN and RES businesses complemented the strength of the DU business

Distribution Utility

SUSTAINED DISTRIBUTION SALES VOLUME GROWTH, SUPPORTED BY CUSTOMER ENERGIZATIONS AND AN EXPANDING CUSTOMER BASE

- **CCNI contribution** of **PhP 20.1 billion; 45%** of CCNI
- **Sales volume 1%** higher at **41,054 GWh** vs. 40,719 GWh in 2025
- ERC's release of Meralco's average **1RP distribution tariff** of **PhP 1.50/kWh**

Power Generation

STRONG MOMENTUM FROM HIGHER THERMAL OUTPUT, FULL NINE MONTHS CONTRIBUTION OF LNG AT FULL CAPACITY, AND COMMENCEMENT OF OPERATIONS OF *MTERRA SOLAR* PHASE 1

- **CCNI contribution** at **PhP 18.2 billion,** up **24%; 41%** of CCNI
- **Sales volume** rose **7%** to **21,419 GWh** from 20,060 GWh last year, driven by higher volumes across all segments and incremental contribution from TSPI
- MTerra Solar (Terra Solar Philippines, Inc.) began commercial operations on August 26, 2026, following receipt of its **Final Certificate to Connect (FCATC)** for **950 MW**. The initial phase delivers 600 MWac of mid-merit power to Meralco. Since its commissioning in March 2026, it has **delivered 623 GWh** from its combined PV and BESS facilities.

Retail Electricity Supply (RES)

RETAIL INTEGRATION AND PORTFOLIO OPTIMIZATION STRENGTHENED SYNERGIES AND GROWTH

- **Sales volume** of **5,914 GWh** up by **7%,** driven by continuing customer acquisitions and synergies with the Power Generation group

9M 2026 vs. 2025 **Financial Highlights** Amounts in Million PhP

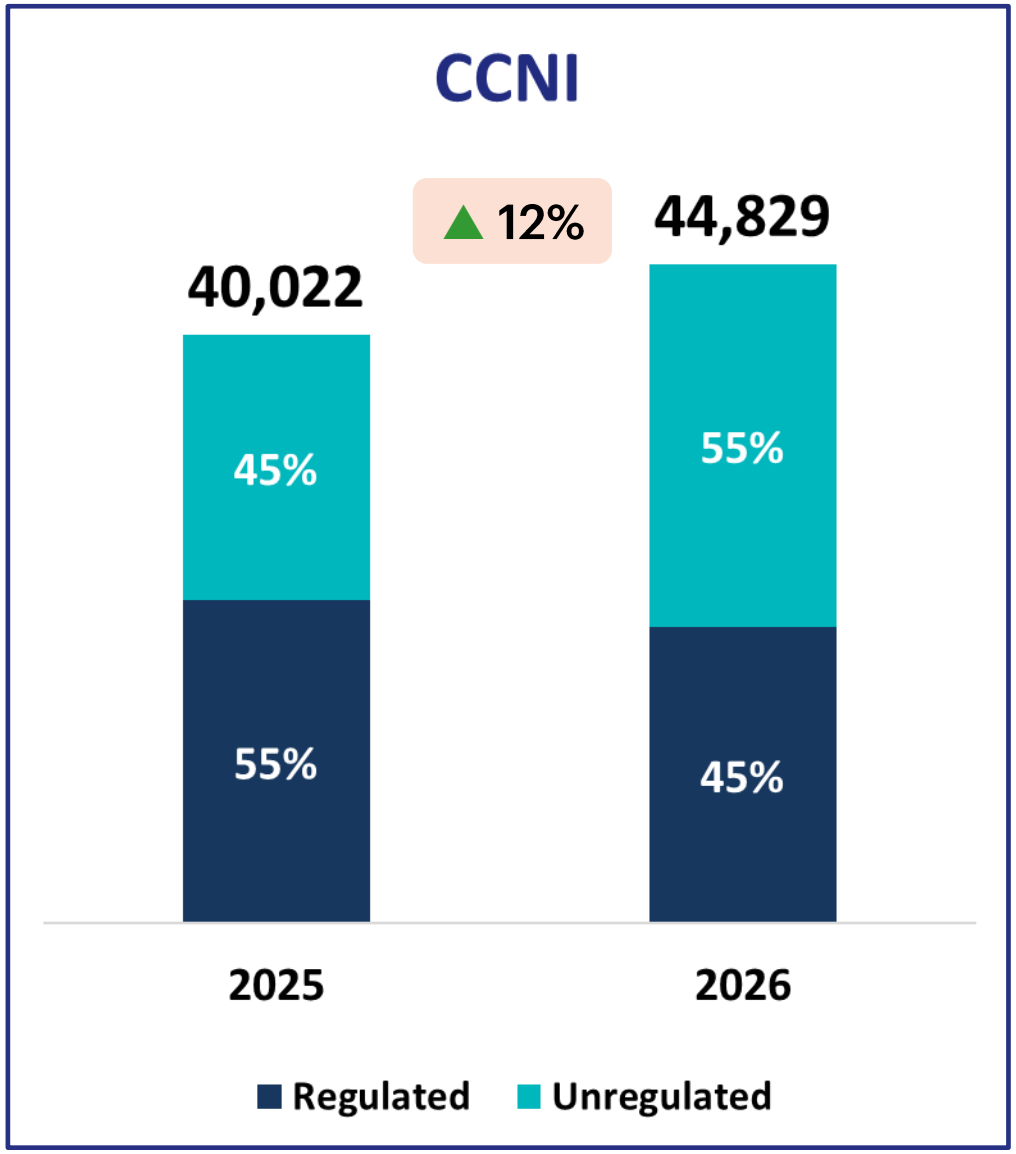

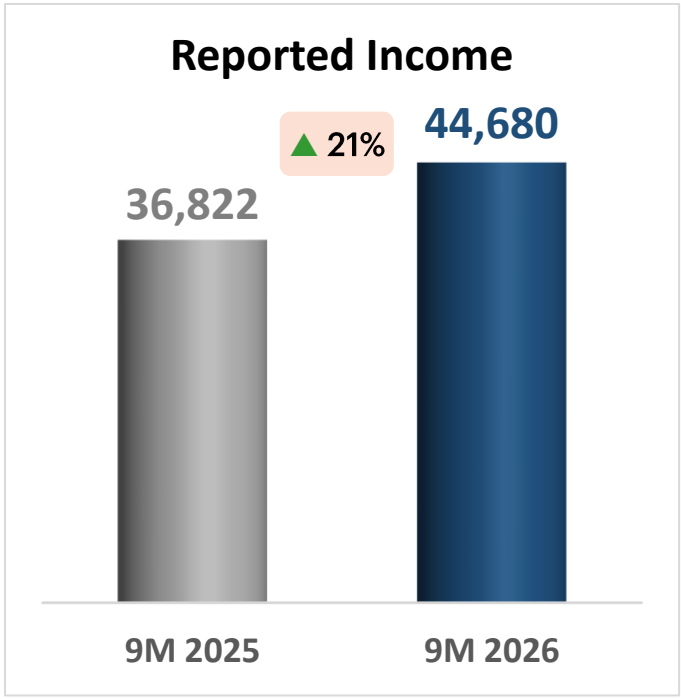

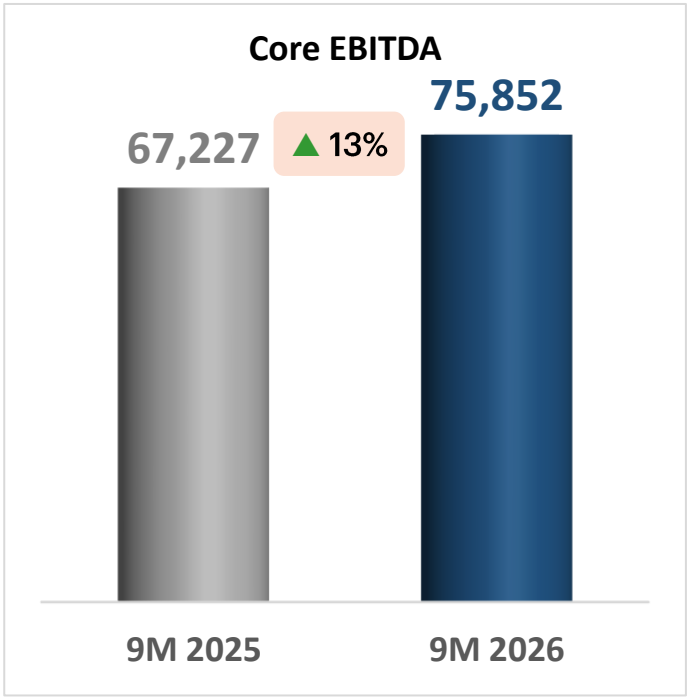

Sales Volumes (in GWh)

		vs. last year
DU	41,054	▲ 1%
Power Gen	21,419	▲ 7%
RES	5,914	▲ 7%

Note: System-wide power sales volume at 52,017 GWh, up 2% vs. 50,880 GWh in 2025

9M 2026 vs. 2025 **Quarterly CCNI** Amounts in Million PhP

Q3 CCNI was 26% higher at PhP 18.3 billion versus PhP 14.9 billion in 2025, with all segments contributing to the increase

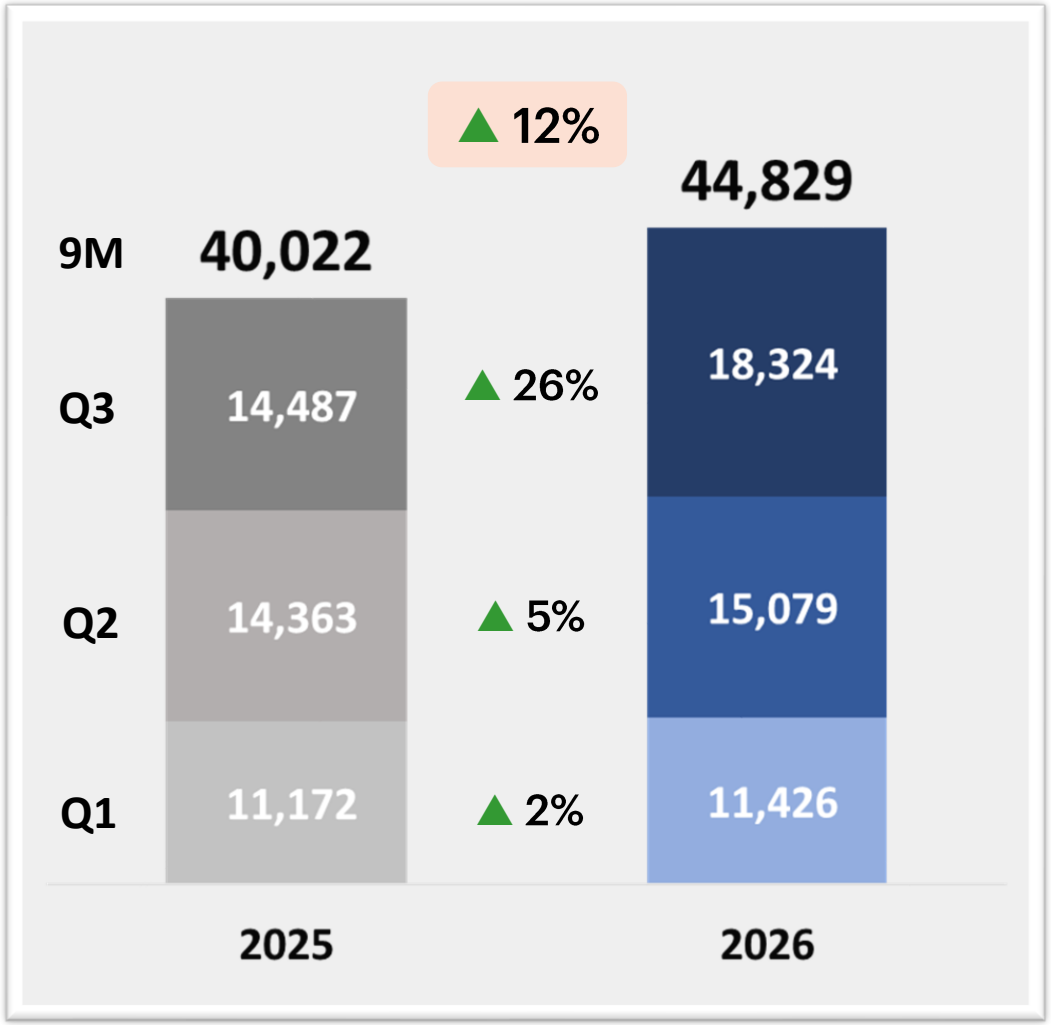

9M 2026 **System-Wide Power Sales Volume** Amounts in GWh

System-wide power sales volume at 52,017 GWh, up 2% vs. 50,880 GWh in 2025

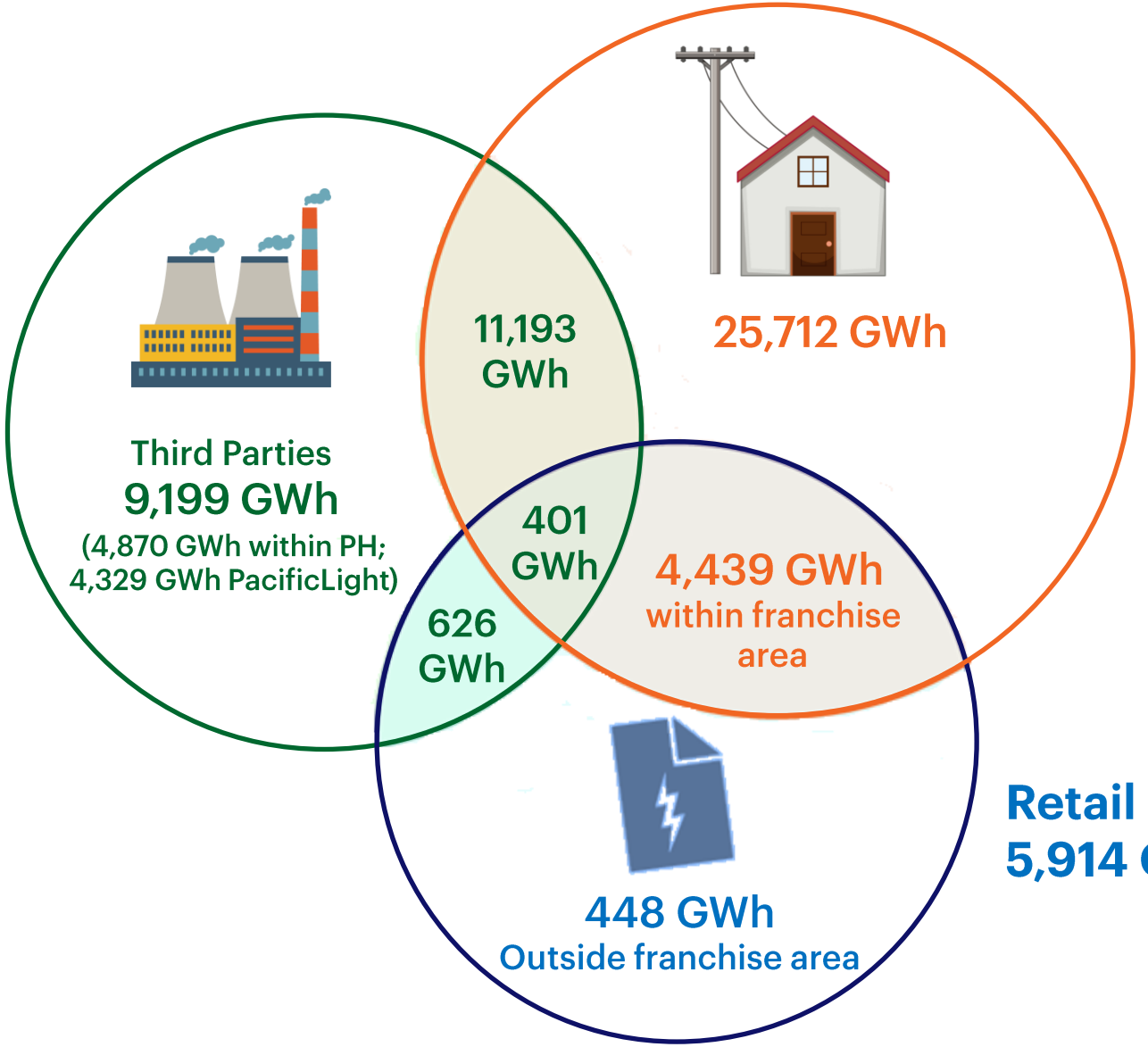

9M 2026 vs. 2025 **Revenues** Amounts in Million PhP

Gross Revenues



443,036

Rose 19% with higher revenues from the Power Generation and RES businesses, and pass-through charges of the DU

Generation, Transmission and others



348,511

Up 21% due to (i) higher fixed charges from the interim extension of a PPA; (ii) fuel cost recovery adjustments for 4 generation companies; (iii) higher fuel prices; (iv) elevated WESM charges; (v) Peso depreciation; and (vi) increase in Reserve Market costs and implementation of a higher MAR of NGCP

Distribution



58,037

Up 8% due to higher volume sold, adjustment of July to September AWAT computation due to the release of the 1RP tariff, and one-time reset cost refund last year

Energy Fee



28,423

43% increase from GBPC's higher volume, SP Calatagan's FIT rate adjustment, commissioning energy from new solar power plants and PEDC's fuel CIC adjustment, partially offset by weaker reserves market pricing

Non-electric

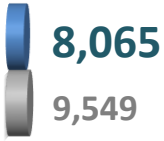

8,065

Largely from Radius for its enterprise and SME accounts and billable projects to PLDT; MSpectrum's revenues from Commercial and Industrial PPA and Residential subscriptions; and from MIESCOR's EPC projects

9M 2026 Revenues Breakdown

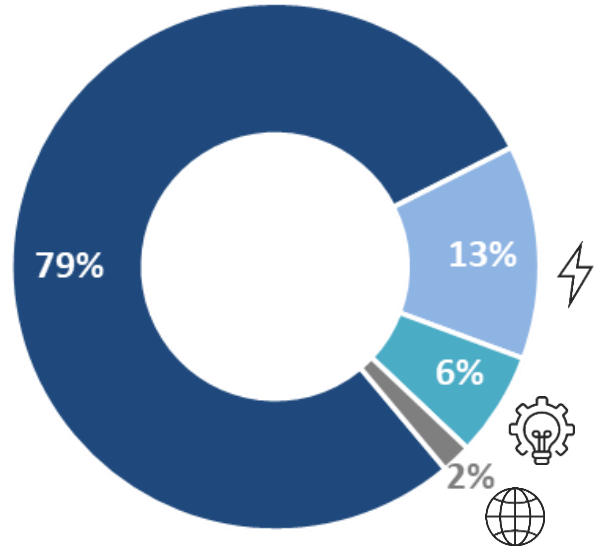

9M 2026 vs. 2025 **Costs & Expenses** Amounts in Million PhP

Total Costs and Expenses



397,698

Up 20% mainly due to higher purchased power cost

Purchased Power Costs



338,690

Increased by 20% reflecting higher generation and transmission costs billed by the generation companies and NGCP

OPEX



32,914

32,546

1% increase reflecting higher ERC permit fees on approved CAPEX and recognition of provision for expected credit losses as trade receivables of the DU grew following the suspension of disconnection activities beginning May 2026

Depreciation & Amortization



14,261

12,662

13% higher with the completion of CAPEX projects during the period

Coal and Fuel Power Plant O&M



11,058

8,336

33% increase due to (i) higher energy generated; (ii) spike in fuel prices; and (iii) plant maintenance of PEDC unit 3 and Cebu Energy's units 1 to 3

Others

775

(2,841)

Consists of provisions for over/under-recoveries, net of provision reversals after settlement of various tax arrearages/assessments

9M 2026 Costs & Expenses Breakdown

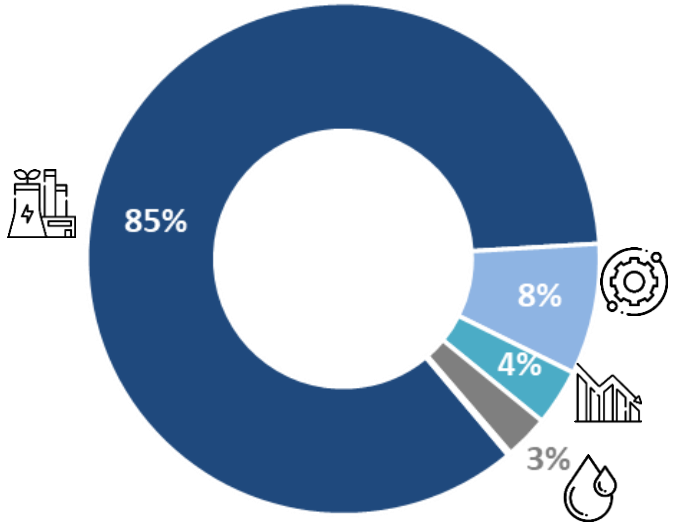

9M 2026 **Power Generation CCNI Contribution** Amounts in Billion PhP

PowerGen CCNI grew 24% to PhP 18.2 billion from PhP 14.7 billion in 2025, driven by higher energy delivered by thermal and renewable plants, and LNGPH's full nine-month contribution

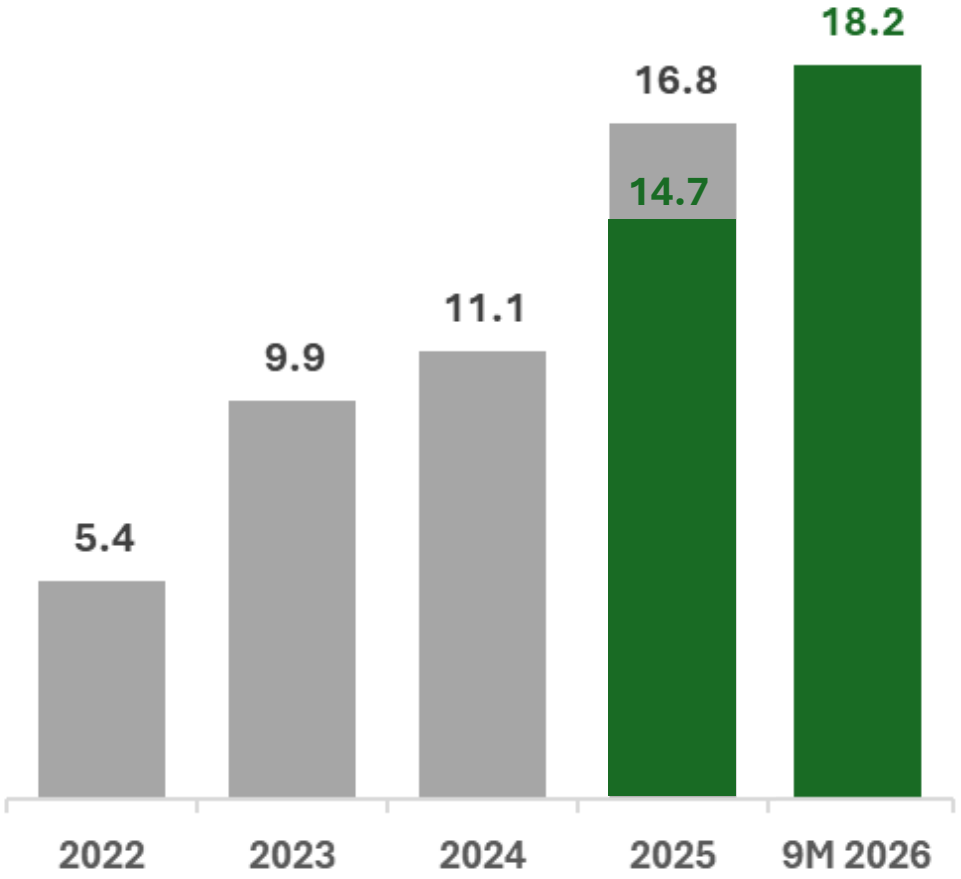

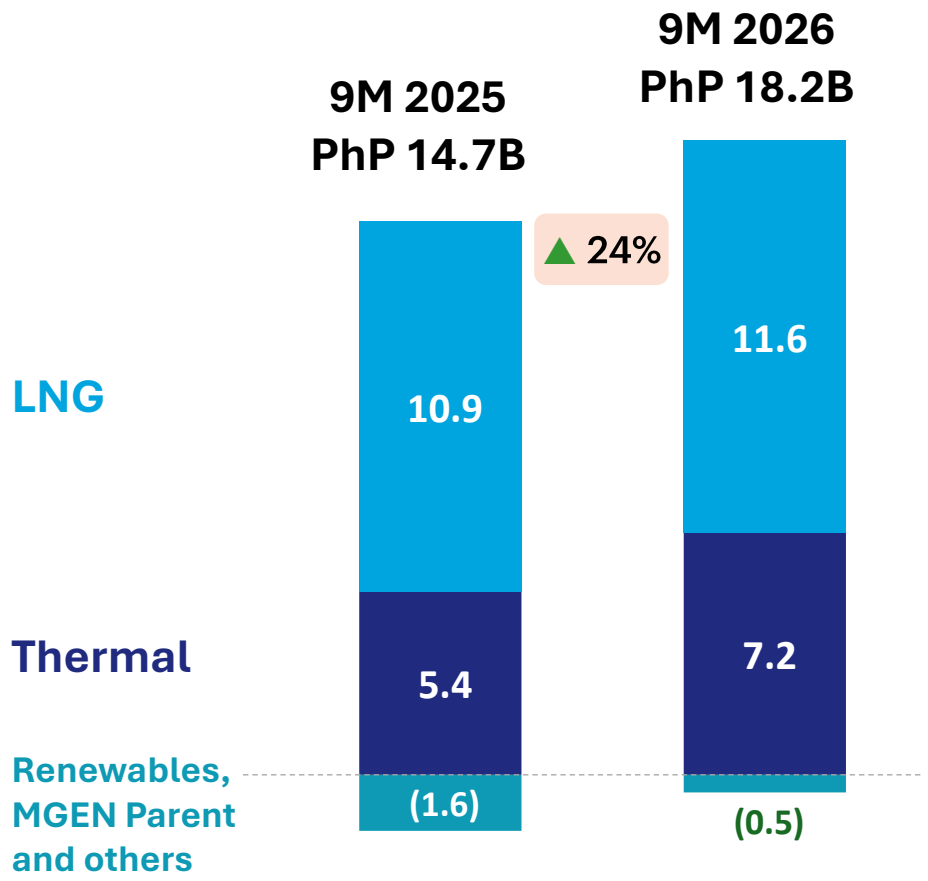

9M 2026 vs. 2025 **Capital Expenditures** Amounts in Million PhP

Consolidated CAPEX largely for solar power plants, battery energy storage systems, and distribution network projects

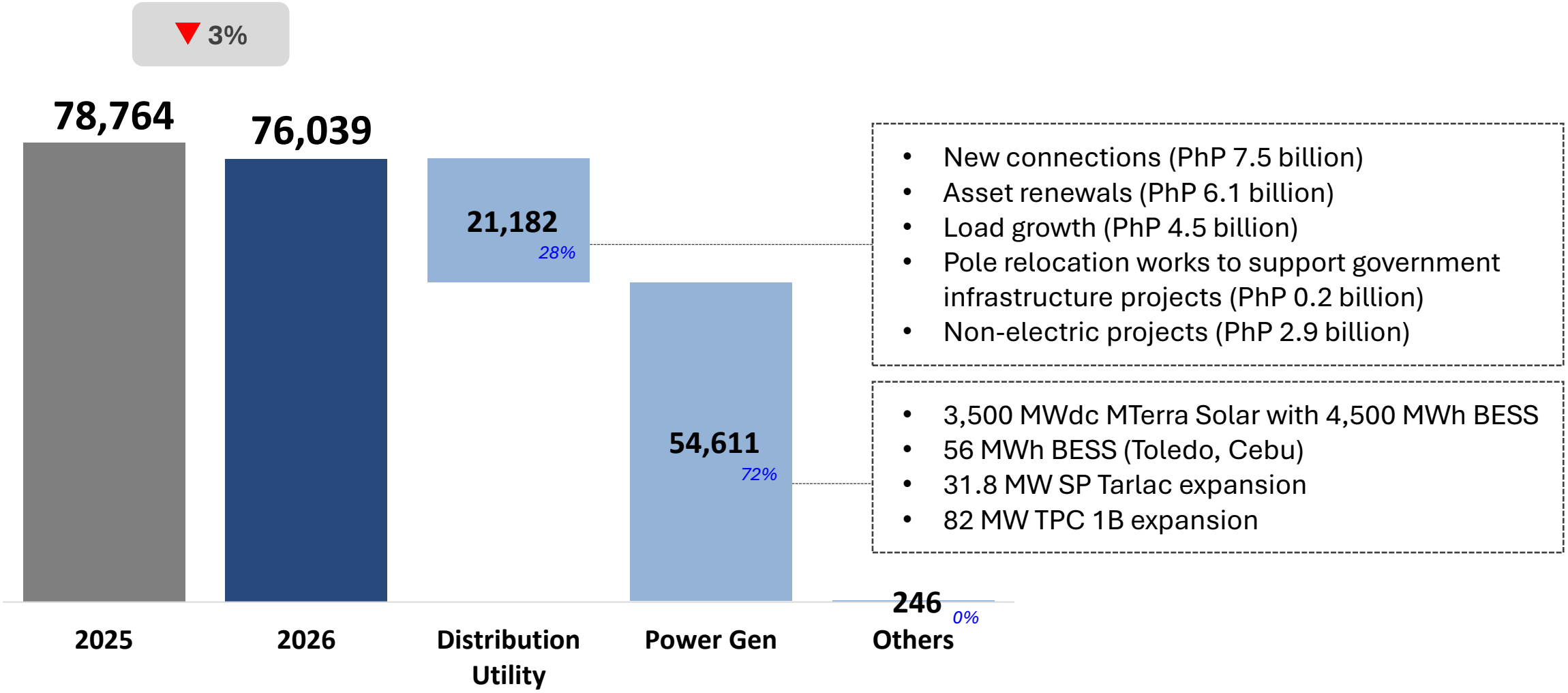

9M 2026 vs. 2025 **Credit and Debt Profile** Amounts in Million PhP

	Sep-26	Sep-25
Cash, cash equivalents & short-term investments	107,144	89,718
Gross debt	262,344	213,430
Net debt	155,200	123,712
Gross debt/EBITDA	2.6	2.5
Net debt/EBITDA	1.5	1.5
Gearing ratio	0.8	0.7
Interest expense	7,081	6,710
Interest income	2,942	2,545

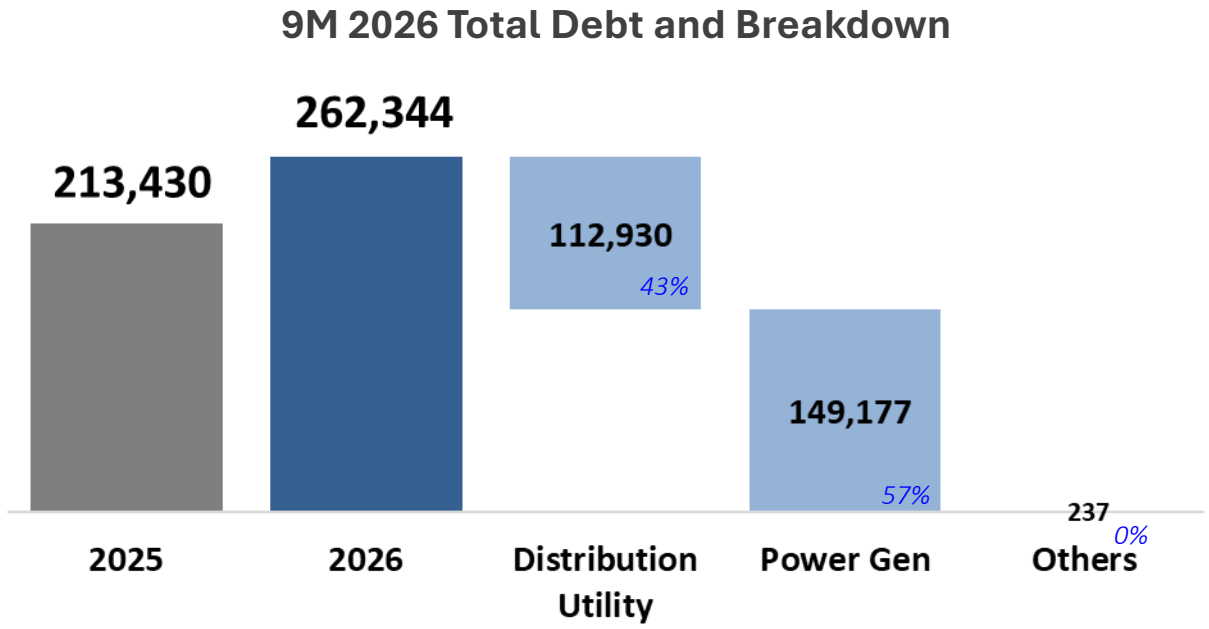

Debt Repayment Schedule

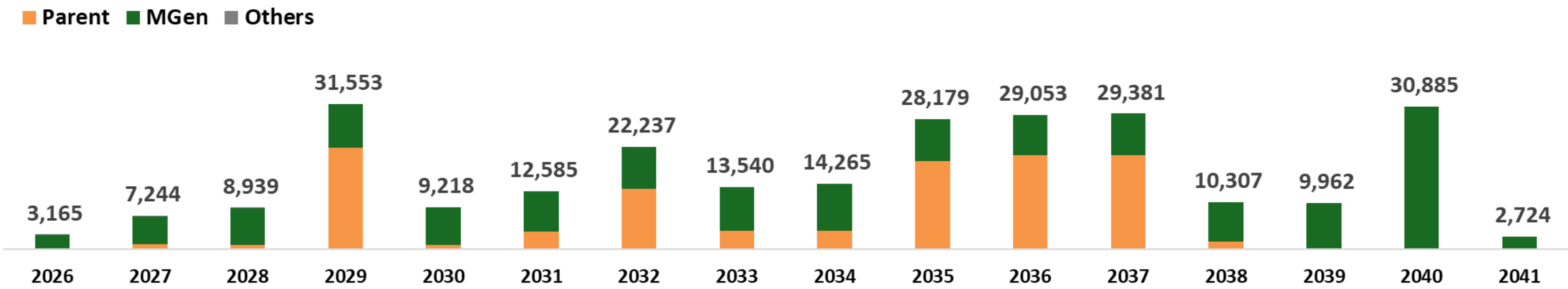

9M 2026 vs. 2025 **Core and Reported Earnings per Share** Amounts in PhP

Core EPS was at PhP 39.774, up 12% year-on-year, while Reported EPS increased by 21% to PhP 39.642

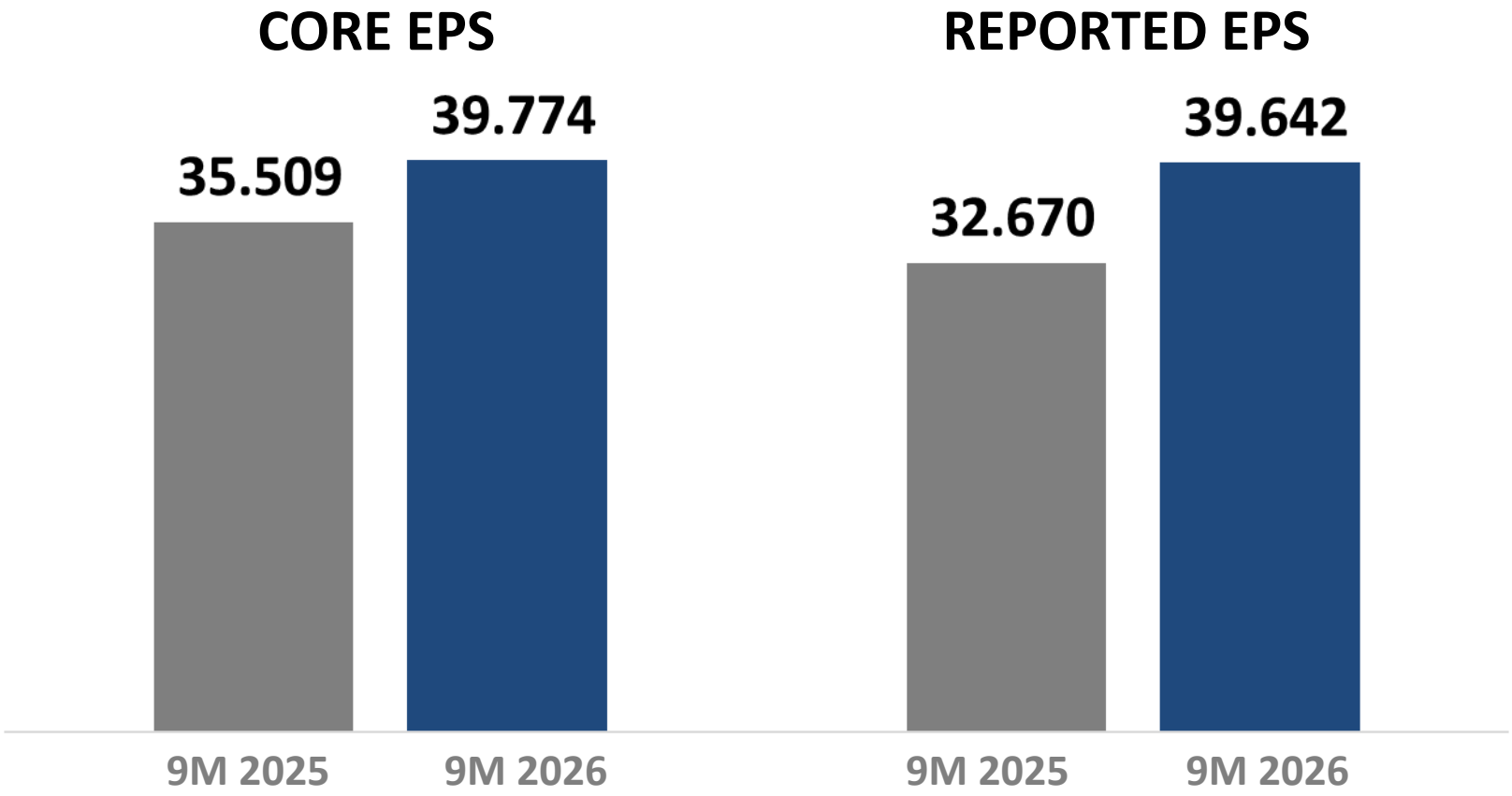

MERALCO

Nine Months ended September 30, 2026 Operational Performance



Media, Investors and Analysts Briefing

9M 2026 **Operational Highlights**

DISTRIBUTION UTILITY

Business Drivers

Energy Sales

41,054 GWh

▲0.8% vs 40,719 in YTD 2025

DU Net System Input

42,636 GWh

▲1.0% vs 42,199 in YTD 2025

Meralco Peak Demand

9.39 GW

May 28, 2026

▲2.8% vs 9.13 in YTD 2025

Customer Count

8.357 Million

▲2.2% vs 8.178 Million in YTD 2025

Service Performance

Feeder System Loss (12-MMA)

4.45%

▲0.33 ppt vs 4.12% in YTD 2025

Total SAIFI

0.701 times

▼8.0% vs 0.762 in YTD 2025

Total SAIDI

74.129 minutes

▼8.0% vs 80.576 in YTD 2025

Time to Connect

2.23 days

▼6.7% vs 2.39 in YTD 2025

Electricity Rate per kWh

Average Retail Rate

PhP 13.43

▲15% vs 11.63 in YTD 2025

• 12-MMA Total System Loss at 6.04% vs. 5.78% in 2025; indicative regulatory cap at 6.5%
• 12-MMA – 12-Month Moving Average • SAIFI – System Average Interruption Frequency Index • SAIDI – System Average Interruption Duration Index

Nine Months ended September 30, 2026 Customer Report

Media, Investors and Analysts Briefing



9M 2026 **Consolidated Energy Sales** in GWh

Energy sales grew for the fifth consecutive month, resulting in growth of 0.8% as of 3Q 2026. Sustained customer energizations and warmer temperatures continued to drive momentum.

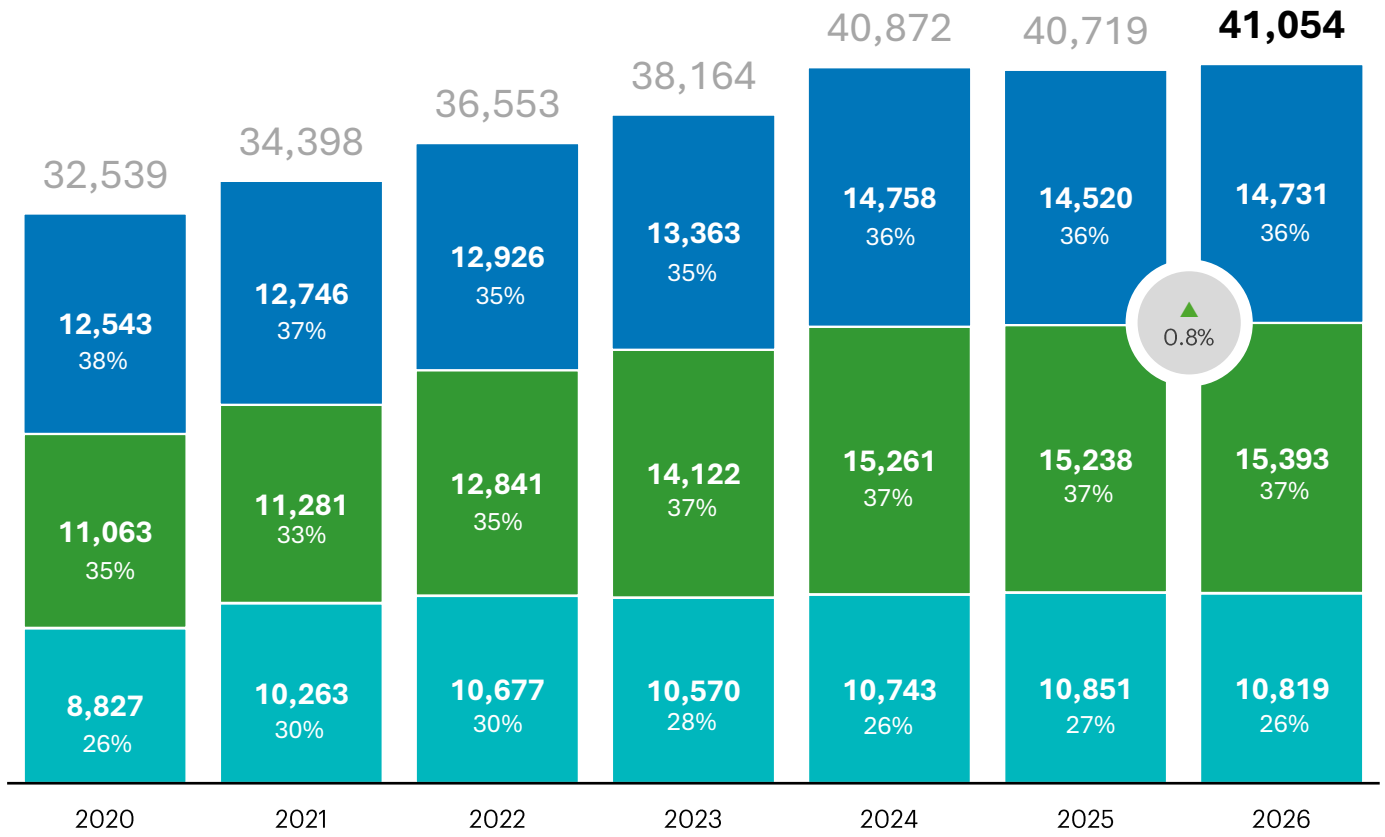

Parent is 99% | CEDC + SCPC is 1% |
Flat Streetlights account for < 1% | **9M 2026: 111 GWh**

Sales Drivers:

Residential
Residential continued to post growth on the back of steady energization efforts providing incremental sales while organic demand remained flattish

Commercial
Commercial registered modest growth as Retail and Restaurant expansions countered negative impact from sluggish sectors

Industrial
Industrial slightly declined by 0.3% as Steel and Plastics weakness outweighed growth in Semicon, Cement and Food & Beverage

MERALCO

Nine Months ended September 30, 2026 Network Report

Media, Investors and Analysts Briefing



9M 2026 **Major Project Updates**

Energized Projects *(July - Sept 2026)*

1	1	1
STL Construction	Reliability Improvement	Capacity Addition

83 MVA
Additional Capacity

1.45 km
New STL Length

₱344.1 M
Total CAPEX (ERC-filed)

Supporting load growth and improving service reliability in the following areas:

- Quezon City
- Los Banos, Laguna
- Paranaque City
- Sto. Tomas, Batangas
- Pasay City
- Taguig City



Construction of the Makban–Los Baños-Batangas Paper Corp. (BPC) 69 kV Line

- Energized on August 20, 2026
- CAPEX: PhP 47.29 Million (ERC filed amount)



Acquisition of 34.5-kV Mobile Switchgear

- Energized on September 6, 2026 as an interim scheme during the replacement of the 34.5 kV GIS no.1 at Sun Valley Substation
- CAPEX: Php 54.10 million (ERC filed amount)



Expansion of Commonwealth 115 kV-34.5 kV GIS Substation (2nd Bank)

- Energized on September 24, 2026
- CAPEX: PhP 242.66 Million (ERC filed amount)

MERALCO

Nine Months ended September 30, 2026 Regulatory Report



Media, Investors and Analysts Briefing

Competitive Selection Process (CSP) for 600 MW (net), effective February 2031 to increase by 300 MW (net), effect February 2032 (900 MW Baseload CSP)

September 18, 2026: DOE issued the Certificate of Conformity (COC) for the 900 MW Baseload CSP. Per DOE, *"[it] finds that Meralco's TOR is consistent with the DOE-accepted 2026-2035 [PSPP] xxx"*

Timeline of Activities

Date	Activity
September 26	Start of CSP; First Publication of TOR
October 15	Bidder's Expression of Interest (EOI) Deadline
November 6	Pre-Bid Conference
December 9	Bid Submission and Bid Opening

Power Supply Agreements (PSAs) resulting from Competitive Selection Process (CSP) for 600 MW Baseload Requirement

BACKGROUND

- The CSP commenced on June 23, 2026 and concluded on September 1, 2026 ("**Bid Submission Deadline**").
- Out of the nine (9) bidders that submitted Expressions of Interest ("EOI"), six (6) bidders submitted bids ("**Interested Bidders**") on the Bid Submission Deadline.
- Out of the 6 Interested Bidders, **three (3)** submitted Bids were determined to be the Best Bids, with their **total offered contract capacity of 600 MW** meeting the required Contract Capacity for the CSP.

BIDDERS WITH THE BEST BID PRICES				
Bidder	**Contract Capacity, MW (net)**	**Total Headline Rate, PhP/kWh**	**Total LCOE Rate, PhP/kWh**	**Reserve Prices, PhP/kWh**
Mariveles Power Generation Corp. (MPGC)	200	5.3428	**5.3573**	**Headline Rate: 5.8500 LCOE: 5.9908**
Sual Power Inc. (SPI)	200	5.4197	**5.4357**	
GNPower Mariveles Ltd. Co. (GMEC)	200	5.5680	**5.5789**	
Masinloc Power Co. Ltd. (MPCL)	200	5.6218	5.6290	
Therma Luzon, Inc. (TLI)	194	5.6527	5.6988	
Energy Development Corporation (EDC)*	100	5.8888	7.1470	

** Not compliant with the Reserve Prices*

- **On-going finalization for the signing / execution of the winning PSAs and will be submitted to the ERC for approval.**

ERC Advisory on Extension of Disconnection Moratorium until December 2026 and Flexible Payment (October 13, 2026) 1/2

1. **Suspension of Disconnection**
   - **Covered Consumers**: Residential Consumers ≤200 kWh monthly consumption for non-payment of November to December 2026 bills [New Covered Billing Period]
     - For continued disconnection suspension: required to ***pay on or before November 26, 2026*** all unpaid regular bills and installments covering ***May-July 2026 bills***; failure to pay shall be disqualified, hence DUs may disconnect upon prior notice.
     - DUs to continue disconnection suspension for Covered Consumers despite unpaid **August-September 2026 bills**, *provided that* May-July 2026 bills are fully paid
   - **Non-Covered Consumers**: Residential with > 200 kWh monthly consumption & non-residential

2. **Flexible Payment Options**
   - **Implement staggered or deferred payment** for Covered Consumers for the New Covered Billing Period – at least three (3) months from receipt of bill; equal monthly installments reflected in subsequent billing statements.
   - *Nothing shall preclude Covered Consumers from paying in full, when able.*

ERC Advisory on Extension of Disconnection Moratorium until December 2026 and Flexible Payment (October 13, 2026) 2/2

3. **Extended Due Dates for Non-Covered Consumers**
   - Residential consumers with > 200 kWh monthly consumption, and non-residential consumers shall pay the previous Covered Billing Periods on extended due dates:
     - *November 26, 2026*: for May to July 2026 bills
     - *December 26, 2026*: for August to October 2026 bills
   - Failure to pay by extended due dates shall authorize DUs to disconnect upon prior notice.
   - DUs are **not precluded from entering into installments scheme with Non-Covered Consumers.**

4. **Extension of Payment Schemes to DUs**
   - **GenCos, PSALM, NPC, TransCo, NGCP, IPPs, IPPAs, and MO** shall extend the same payment scheme to the DUs.
   - DUs to segregate the amounts paid by consumers to determine amount due to these stakeholders, which shall be paid on staggered basis for at least 3 months.

5. **Compliance Reporting**
   - DUs to submit compliance to the directives under this Advisory on or before January 31, 2027

Actual Weighted Average Tariff (AWAT 2 & 3)

ERC Case No. 2025-178RC and 2026-040 RC

(covering the Lapsed Period January 1 to December 31, 2025)

July 31, 2026 – ERC released the Decision for the second AWAT Case. MERALCO is to refund a total amount of PhP 9.51B at an average refund rate of PhP 0.3448/kWh, which started last August 2026 billing. Implementation period shall be within 6 months, or until the remaining amount is fully refunded. This shall be reflected as a separate line item in the customer bills labelled as "AWAT (Refund)/Collect 2" under the Distribution section.

ERC Case No. 2026-129RC

(covering the lapsed period January 1 to June 30, 2026)

October 12, 2026 – MERALCO received a copy of the ERC Order granting provisional authority for MERALCO to refund PhP 2.64B at an average refund rate of PhP 0.1020/kWh, effective on November 2026 billing. Implementation period shall be within 6 months, or until the AWAT refund amount is fully refunded. This shall be reflected on customer bills with the line-item labelled as "AWAT (Refund)/Collect 3".

ERC Decision on various Meralco's Pass-through (Over)/Under-Recoveries Cases for February 2011 to December 2022

ERC Case Nos. 2014-050 CF, 2017-060 CF, 2020-018 CF, and 2023-046 CF

August 2, 2026: Meralco received a copy of the ERC Decision, promulgated on 31 July 2026, resolving Meralco's applications for confirmation of its generation, transmission, system loss, lifeline subsidy, senior citizen subsidy, real property tax (RPT), and local franchise tax (LFT) covering the periods from February 2011 to December 2022.

The ERC approved collection of Meralco's net under-recoveries amounting to P8.7B effective August 2026, over an estimated 36-month recovery period equivalent to around 8c per kWh on average.

Bill Component	(Over)/Under-recovery amount *PhP in Billion*	(Refund)/ Collection rate *PhP/kWh*	Estimated (refund)/ collection period *months*
Generation	7.30	0.0701	36
Transmission*	0.62	0.0039	36
System Loss*	0.60	0.0038	36
Lifeline Subsidy	(0.001)	(0.0001)	1
Sr. Citizen Subsidy	(0.002)	(0.0005)	1
RPT	0.23	0.0015	36
LFT**	(0.03)	(0.0002)	36
Total	**8.71**	**0.0785**	

*Average; adjustments vary per customer class; **Average; LFTOUR varies per LGU

Recent Legislative Developments on the System Loss Bill

There are **substantial differences between the House and Senate substitute bills**. The House version represents a significant improvement, having incorporated many of MERALCO's proposed amendments and recommendations. **Engagement with the Senate remains ongoing** to secure the adoption of MERALCO's essential and non-negotiable positions during the Period of Amendments.

	House Substitute Bill	Senate Substitute Bill
Status	• **Approved by the House Committee on Energy**, chaired by Rep. Jose Alvarez, on **October 12, 2026**.	• **Approved by the Senate Committee on Energy**, chaired by Sen. Erwin Tulfo, on **September 21, 2026** as **Senate Bill No. 2486.**
Technical Loss	• **Remains recoverable** subject to the new System Loss Rules of ERC which provides for technical considerations such as load density, sales mix, cost of service, delivery voltage and financial viability of utilities, including a system loss benefit-sharing incentive scheme.	• **No explicit mention** of technical system loss.
Non-Technical Loss (NTL)	• **ERC to establish a performance-based glide path** to progressively reduce and eventually eliminate recoverable NTL	• **Prohibits recovery of costs attributable to illegal use or theft, defective or inaccurate metering, and billing or collection deficiencies, inadequate maintenance, inefficient operations, negligence, or other causes** reasonably within DU control • **Prevents DUs from recovering disallowed system losses through other components of the bill.**
Implementation Timeline	• ERC to issue the new SL Rules within 1 year from law's effectivity. • Under the bill, we will have the opportunity to make the necessary preparations (e.g., prepare budget, secure permits & ROW, OPEX & CAPEX approvals) considering that our OPEX-CAPEX of P7.44 B over four years (2027–2030) would achieve only about a 0.30 percentage-point reduction in NTL.	• Sets a limited transitory period of not more than three years .
System Loss Caps	• Distribution System Loss Cap to be determined on a total feeder loss basis, not through separate caps for Technical Loss and NTL.	• Does not designate ERC to set system loss caps; effectively removing the cap-setting mechanism.

Meralco
First Regulatory Period (1RP) Approval

Media, Investors and Analysts Briefing



1RP Timeline

Activity	Date
1RP Reset Revenue + PIS Application with RY2027 Rate Translation Filing	February 2, 2026
Submission of Complete Capex Justifications	February 9, 2026
MERALCO's Expository Presentation	March 3, 2026
MERALCO's Pre-Trial Briefing	March 10, 2026
Presentation of MERALCO's Witnesses for the 1RP Application	April 6 to 16, 2026
Clarificatory Hearings of MERALCO's Witnesses	April 20 to May 13, 2026
Start of the 1st Regulatory Period	July 1, 2026
Release of ERC's Decision on MERALCO's 1RP Final Determination	October 26, 2026
Implementation of 1RP Rates	November 2026

Overview of MERALCO Proposal versus ERC Approval

In ₱ Billion	Meralco Proposal	ERC Approval	Level of Approval	Remarks
Opening RAB	358.9	205.5	57%	Removal of 25% contingency, inflation factor, duplicate asset records. Reduction in RY 2026 capex.
CAPEX (real)	249.5	183.5	72%	Reduction due to cost benchmarking, scope adjustments, and deferral of projects
OPEX (real)	142.1	116.6	82%	Reductions in payroll-related costs (incentives, bonuses, medical, allowances), advertising expenses, bad debts, contracted services, transportation and insurance.
Other Taxes	6.3	0.2	3%	Removal of RPT arrears (to be recovery via separate rules) and mayor's permit on poles (no payment made yet).
WACC	14.60%	13.79%		
Total ARR	532.1	341.9	64%	
Sales (kWh)	224.7B	224.7B		MERALCO proposal adopted
Year 1 MAP (RY2027)	2.34/kWh	1.48/kWh		
Ave. 1RP SMAP	2.34/kWh	1.50/kWh		

Approved 1st RP Annual Revenue Requirement (ARR), Sales, and Smoothed Maximum Average Price (SMAP)

In ₱ Billion	RY 2027	RY 2028	RY 2029	RY 2030	1RP Total
Return on Capital @ 13.79% WACC	30.22	34.32	39.12	43.37	**147.02**
Depreciation	12.53	14.45	17.22	19.39	**63.59**
Opex	25.57	30.21	35.20	38.45	**129.43**
Other Taxes	0.04	0.04	0.04	0.05	**0.17**
Subtotal ARR	68.36	79.02	91.58	101.25	**340.22**
GSL (0.5% of ARR)	0.34	0.40	0.46	0.51	**1.70**
Total ARR	68.71	79.42	92.04	101.76	**341.92**
Sales	53.84	55.39	56.98	58.46	**224.67**
SMAP	**1.4764**	**1.4924**	**1.5055**	**1.5188**	**1.4983**

Opening Regulatory Asset Base (RAB)

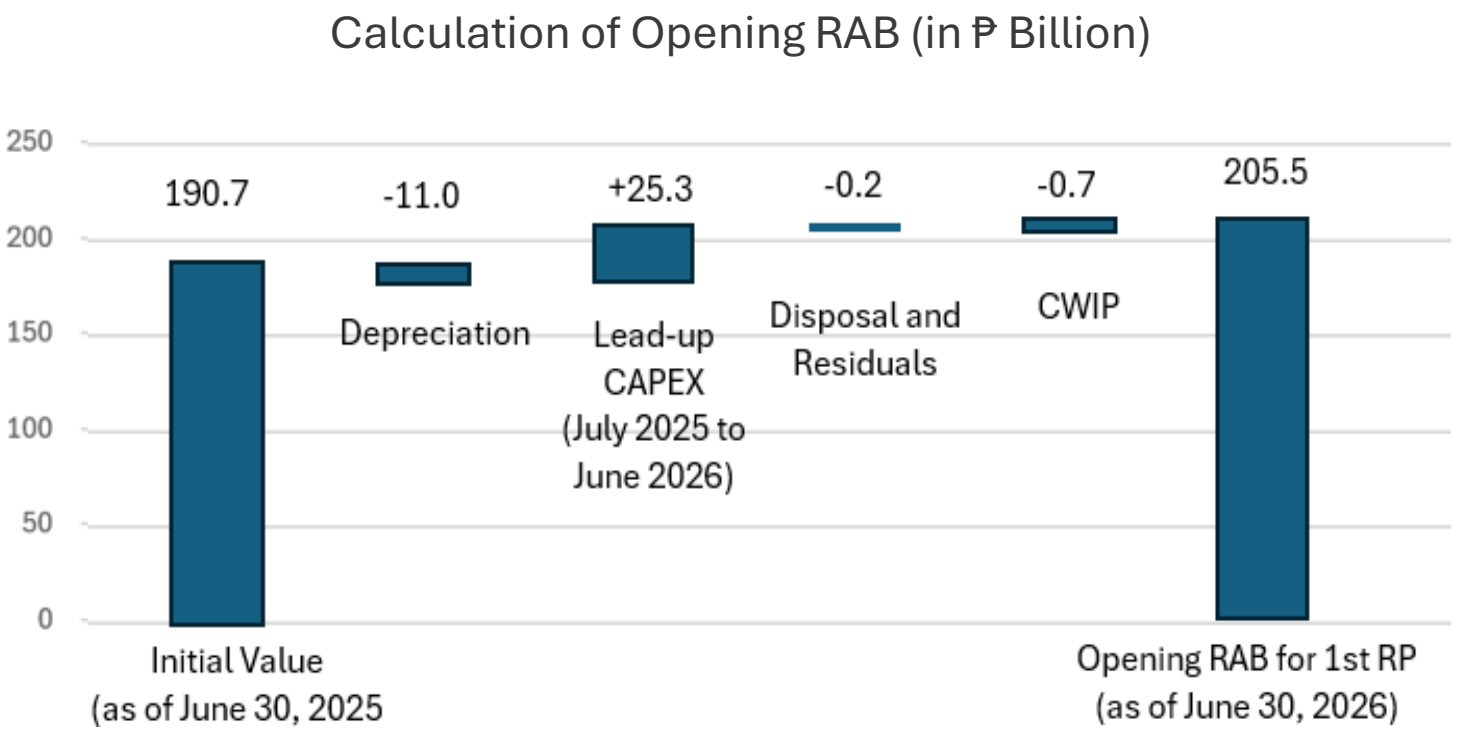

- From MERALCO proposed RAB of 359B, the ERC removed the 25% contingency and inflation factors equivalent to around 140 to 145B (which represents a gap between the proposed rate of 2.34 and 1.87)
- The initial value of the RAB is the net result of actual asset additions and depreciation from July 2011 to June 2025
- Microgrid assets were excluded
- Duplicate asset records were corrected
- The RY 2026 Lead-up CAPEX was reduced by 2.77B of uncompleted projects
- The Opening RAB of 205.5B is used as start of the Roll-Forward from RY2027 to 2030

Sales Forecast

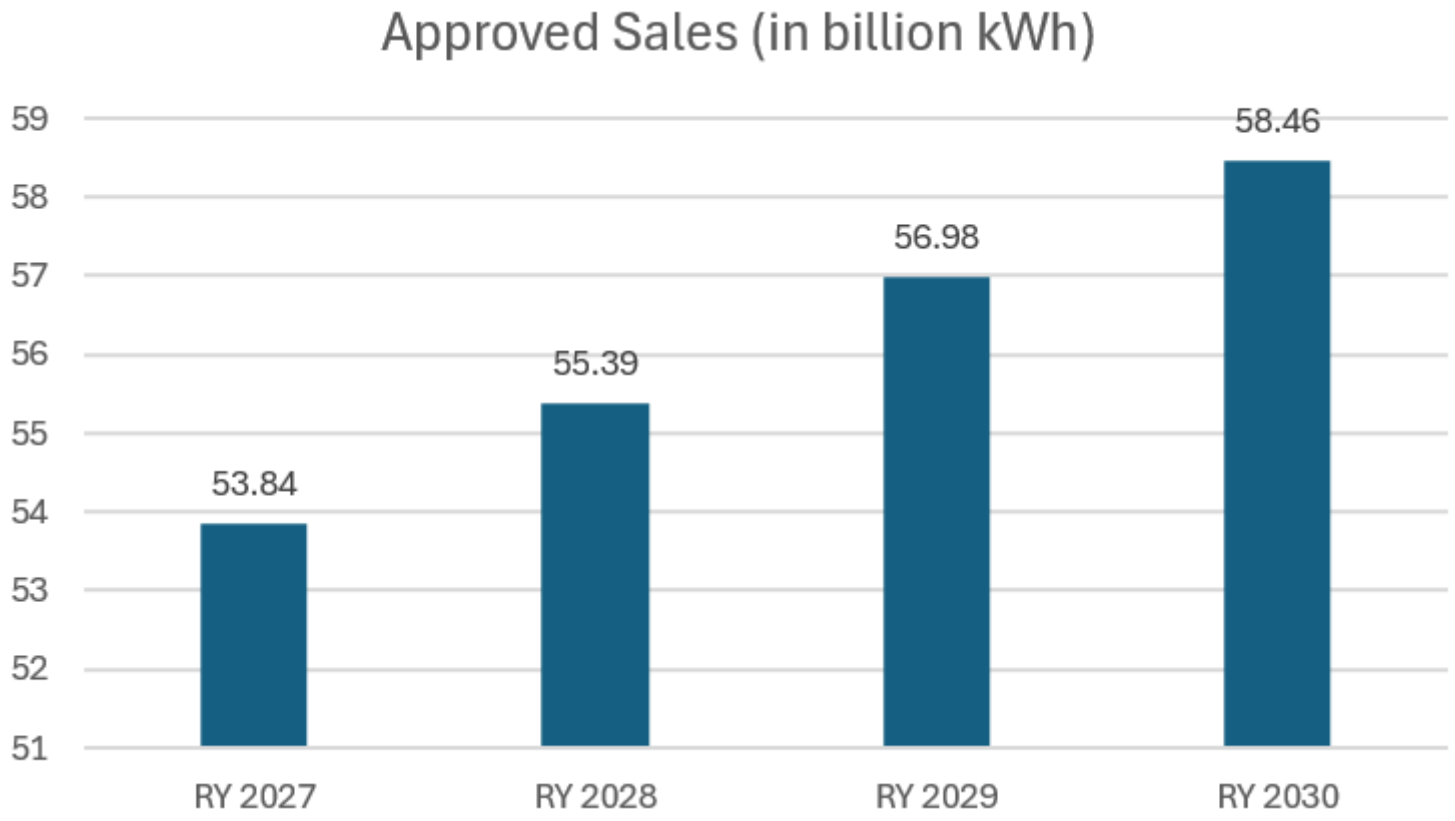

- ERC adopted MERALCO's forecast as-is
- This includes an 8.4 billion kWh forecast of lost sales due to solarization and minimal contribution of EV sales
- Under PBR's volume-risk principle, any additional volume over the forecast levels result in revenue gains for MERALCO, and vice versa.

CAPEX Forecast

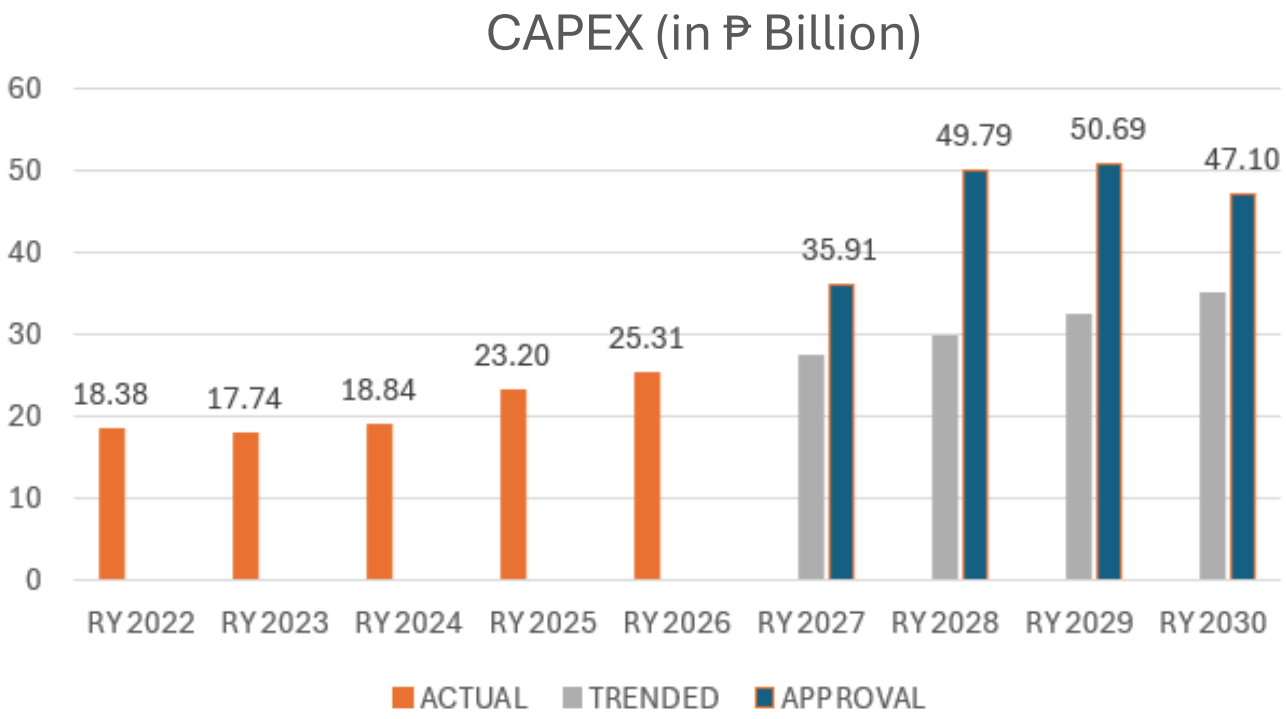

- ERC approved a total of 183.5 B CAPEX (in real 2025 prices, with CWIP) to be included in the RAB Roll-Forward. This is 72% approval level compared to the 249.5 B proposal (in real 2025 prices).
- Broken down, approval level for Carry-over CAPEX is 73% (21.0 out of 28.9 B, in real 2025 prices) while for new 1RP proposed Capex had 69% (158.5 out of 220.5B, in real 2025 prices).
- From 280 total capex project proposals:
  - 54 approved in full
  - 1 approved but gov't funded
  - 180 approved with reduction
  - 45 deferred beyond 1RP subject to further review. For deferrals, MERALCO can file for substitutions for an approved project or refile for consideration in next reset. Some ICT and Cybersecurity projects were ruled as non-capitalizable.
- ERC approved CAPEX levels are higher than a projected 120 to 125 B based trending actuals from the past 5 years

OPEX Forecast

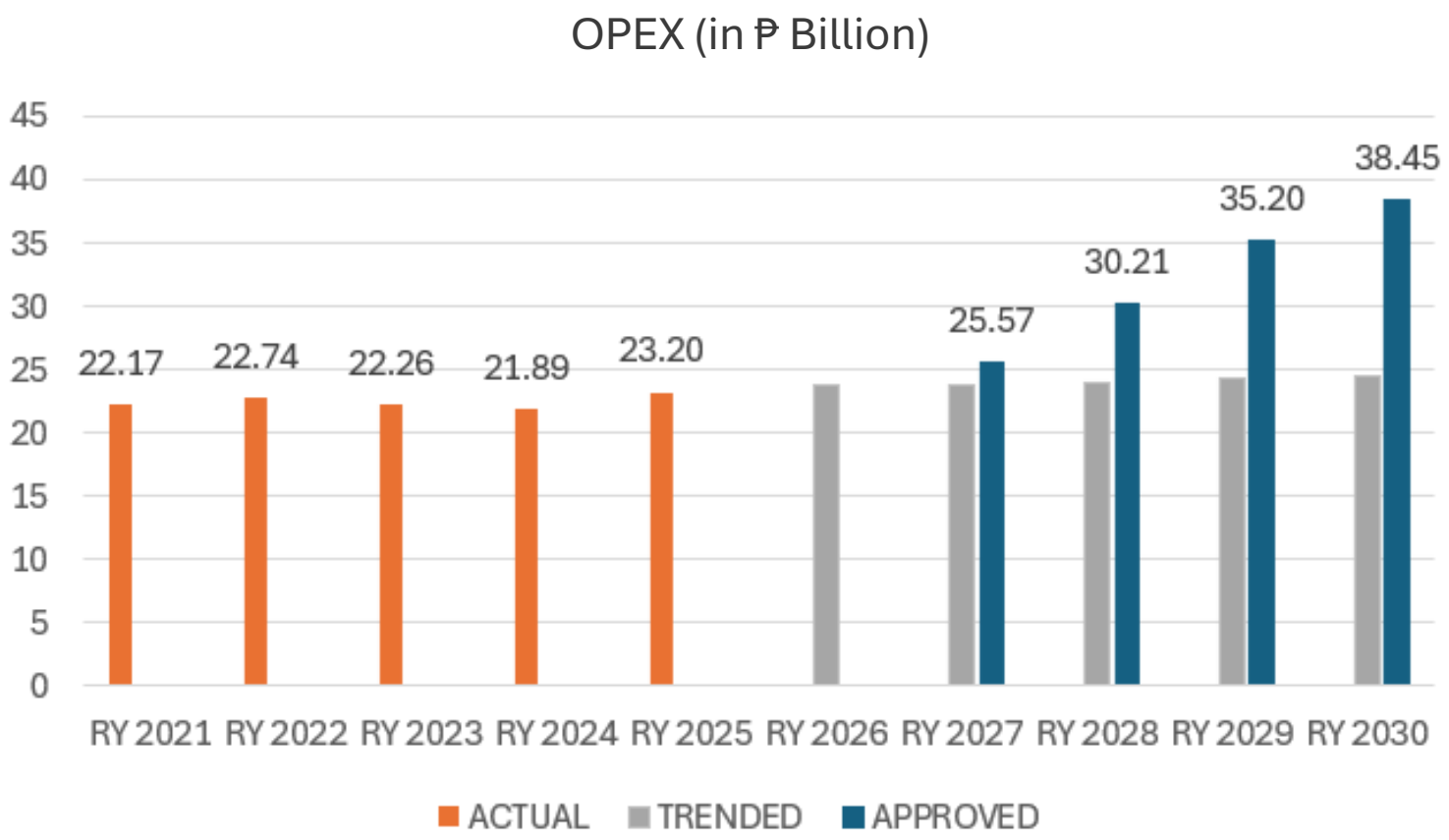

- OPEX was determined by ERC by using the actual RY 2025 level of 23.20 B as base year and then determining an efficient RY 2025 level of 20.7B by making downward adjustments.
- Forecasts are made subjecting the efficient base year to escalation factors. One-off items are also considered.
- ERC approved a total of 129.4 B OPEX (in nominal prices). This is an 83% approval level compared to the 155.9 B proposal.
- ERC approved OPEX levels higher than a projected 95 to 100 B based trending actuals from the past 5 years

Performance Incentive Scheme (PIS) for 1st RP
Price-linked scheme

Performance Index	Units	Weight	Reward		Average	Penalty	
			Level A	Level B	Level C	Level D	Level E
System Average Interruption Frequency Index (SAIFI)	No	20%	0.68	0.98	1.29	1.59	1.90
Customer Average Interruption Duration Index (CAIDI)	Min	20%	93.9	98.3	102.7	107.1	111.5
Planned System Average Interruption Duration Index (Planned SAIDI)	Min	15%	43.5	49.0	54.5	60.0	65.5
Voltage Regulation (pVv)	%	10%	0.01%	0.03%	0.06%	0.09%	0.11%
Distribution Feeder Loss	%	5%	4.12%	4.21%	4.30%	N/A	N/A
Time to Process Applications (TPA)	Days	10%	0.81	1.69	2.56	3.43	4.30
Time to Connect Premises (TCP)	Days	10%	1.36	1.50	1.64	1.79	1.93
Calls Answered within 30 Seconds	%	10%	99.90%	94.40%	88.90%	83.40%	78.00%

- Generally tighter targets for 1RP, based on historical performance of MERALCO
- Indices adopted by ERC are substantially the same as those in 3RP, except that:
  - Distribution Feeder Loss considered (lower weight), not Total SL proposed by MERALCO
  - % of calls answered within 30 secs adopted (from previous Ave. Time to Answer measure)
- CAIDI, P-SAIDI, and Voltage Regulation indices were retained by ERC (instead of MERALCO proposed MAIFI inclusion)

Performance Incentive Scheme (PIS) for 1st RP Guaranteed Service Level (GSL) scheme

Performance Measure	Units	Threshold	1RP Pay-out level (PhP)	
GSL 1 Duration of Sustained Interruptions	Hours	12	1,309.52	
GSL2 No. of Sustained Interruptions	Count	12	1,309.52	
GSL3 Restoration Time	Hours	12	1,309.52	
GSL4 Time to Connect	Days	Connection later than the day agreed with the customer; pay-out per day fro the 2nd to the 5th day	1,309.52	
			2 days	2,619.04
			3 days	3,928.56
			4 days	5,238.08
			5 days	6,547.60

ERC accepted the GSL indices recommended by MERALCO, but with lower pay-out level

Major changes to Distribution, Supply, and Metering (DSM) Charges

1. Contestable customers now have higher supply and metering charges compared to captive customer based on cost-to-serve.
2. Distribution charges will not be imposed on FIT-all and GEA-all embedded generators customers.
3. For other embedded generators selling outside the franchise area, full distribution charges will be imposed. Discounts on distribution charges will be given for portion of power sold within the MERALCO franchise area.

Bill impact to selected customers in RY 2027 (Amounts shown are for total DSM Charges only)

Customer Class	Consumption (kWh)	Demand (kW)	Current Rates (PhP)	Approved Rates (PhP)	Incr (Decr) (PhP)	Incr (Decr) (%)
Residential and General Service A	50	-	112.04	113.74	1.70	1.49%
	100	-	202.70	204.47	1.77	0.87%
	200	-	384.02	385.94	1.92	0.50%
	500	-	1,484.88	1,491.50	6.62	0.44%
General Service B	3,600	20	5,844.55	5,933.02	88.47	1.49%
General Power, Secondary	18,000	100	27,289.46	27,871.99	582.53	2.09%
General Power, 34.5 kV	90,000	500	100,826.90	103,449.71	2,622.81	2.54%

- The average distribution rates will go up from 1.3522 to 1.4764. This is a 9% increase
- However, customer will see a small increase (0.44% to 2.54% as shown).
- The gap represents the impact of the updating of the sales mix from 2015 to 2025.

Nine Months ended September 30, 2026 PowerGen Highlights

Media, Investors and Analysts Briefing



Operational health and safety results

>107 million

safe man-hours*

9M 2026

78	*First Aid Cases*
12	*Recordable Cases*
0	*Loss Time Accident*
1	*Fatality*



*Running total

9M 2026 Energy delivered up by 7% versus 9M 2025

	Business Unit	Year-to-Date Performance in GWh		
		9M 2025	**9M 2026**	% change
MGEN Thermal	MGEN Thermal Energy, Inc.	*4,082*	**4,339**	▲ 6%
	San Buenaventura Power Ltd. Co.	*2,664*	**2,633**	▼ 1%
MGEN Natural Gas	PacificLight Power Pte Ltd	*4,290*	**4,329**	▲ 1%
	LNGPH*	*8,467*	**8,484**	▲ 0.2%
MGEN Renewables	MGEN Renewable Energy, Inc. and MGEN Renewables Inc. (formerly known as SPNEC)**	*557*	**1,634**	▲ 193%
MGEN MERALCO		*20,060*	**21,419**	▲ 7%

Energy delivered is comprised of contracted capacities and participation in the energy and reserve market.
Figures are rounded off to the nearest whole number.
**LNGPH Q1 2025 started January 31, 2025.*
***SEC approved the name change from SP New Energy Corporation (SPNEC) to MGEN Renewables Inc. (MGENR) in October 2026.*



MTerra Solar, the world's largest integrated solar and storage facility

9M 2026 Power Generation (Results of Operations)

Plant Availability

9M 2025	*9M 2026*
93.6%	**92.7%**

▼ 1% vs. 9M 2025

Energy Delivered

9M 2025	*9M 2026*
20,060 GWh	**21,419 GWh**

▲ 7% vs. 9M 2025



MGEN's PacificLight Breaks Ground on Singapore's First Gas-Fired Plant with Integrated Battery Storage





MGEN's Singapore-based subsidiary, PacificLight Power, broke ground on a S$1.2 billion hydrogen-ready power plant on Jurong Island, Singapore. The 670 MW facility will be Singapore's first gas turbine with large-scale battery storage, as well as its largest and most efficient plant, generating enough to power 1.2 million four-room apartments when it begins operations in 2029. The plant can also co-fire with hydrogen up to 30% by volume from the outset.

Philippines' 1st large-scale onshore LNG storage facility is commissioned in Ilijan; Malampaya supply to LNGPH restarts





As of September 2026, the 1,200 MW Ilijan Plant has been using Malampaya gas again. This is after the completion of restoration work at the gas receiving facility and 14.7-km Tabangao-Ilijan pipeline at the end of last year.

Also, two 60,000-cubic meter full containment LNG storage tanks have successfully been completed and commissioned at the Ilijan plant. This represents the first large-scale onshore LNG storage facility in the Philippines.

PEDC Unit 3 returns to service



Panay Energy Development Corporation (PEDC) Unit 3 has returned to service as of Oct 23, 2026.

With PEDC Unit 3 now synchronized, our attention turns to close monitoring, progressive operating validation, and the continuing technical assurance needed to establish sustained reliability.

Meralco, MGEN tap Sargent & Lundy for comprehensive SMR feasibility study



Meralco and MGEN have selected U.S.-based engineering firm Sargent & Lundy, in partnership with local engineering firm AMH Philippines, Inc. (AMH), to undertake a comprehensive feasibility study for the potential deployment of Small Modular Reactors (SMRs) in the Philippines. The comprehensive study is targeted for completion by 4Q 2027.

MGEN and Meralco also joined the Philippine Nuclear Energy Mission to U.S., exploring regulatory cooperation.

MGEN Renewables, Inc. (formerly known as SP New Energy Corporation) Eyes 2026 Profit Turnaround as MTerra Solar Drives Earnings

MGENR Renewable Energy Capacity Portfolio

Total Net Saleable, all solar in MWac

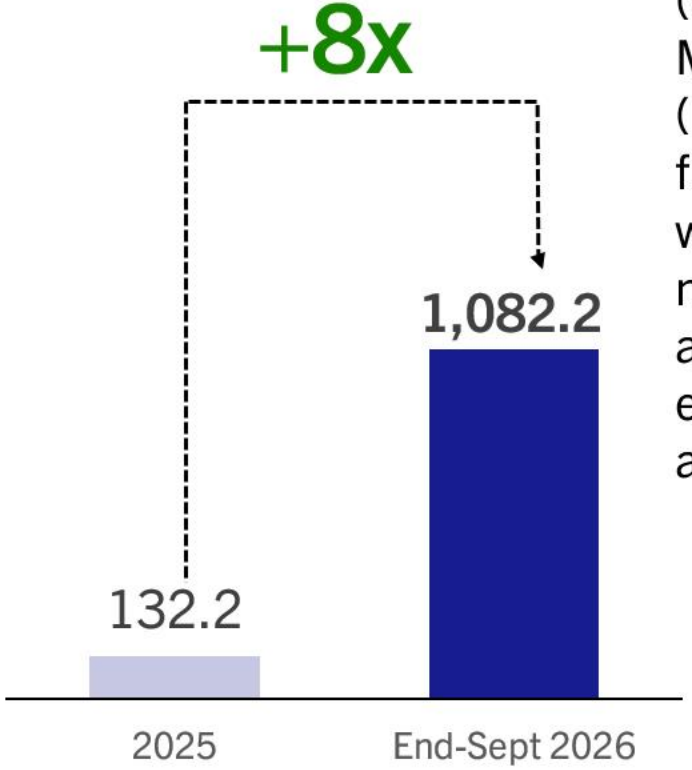

SP New Energy Corporation (SPNEC), now renamed to MGEN Renewables, Inc. (MGENR), expects to post its first full-year profit in 2026, with projected net income north of 700 Million Pesos, as MTerra Solar's growing earnings contribution drives a turnaround.



MTerra Solar, the world's largest integrated solar and storage facility

MGEN Renewables Inc. share swap agreement to broaden operating renewable energy portfolio

MGEN Renewable Energy, Inc. will transfer its shareholdings in Greenergy for Global Inc.; Greentech Solar Energy, Inc.; CACI Power Corporation; Nuevo Solar Energy Corporation; and PowerSource First Bulacan Solar Inc. to MGENR (formerly known as SPNEC) in exchange for approximately 3.1125 billion newly issued MGENR shares.

The transaction values the assets at Php4.98 billion and MGENR shares at Php1.60 per share, within the valuation range determined by an independent valuation specialist engaged by MGENR. The proposed share price represents a 30.08% premium over MGENR's closing price of Php1.23 on 23 October 2026.



PH Renewables, Inc.
Baras, Rizal | 80.1 MWac



Nuevo Solar Energy Corp.
Currimao, Ilocos Norte | 68.7 MWac



PowerSource First Bulacan Solar Inc.
San Miguel, Bulacan | 55.0 MWac



Greenergy for Global, Inc.
Cordon, Isabela | 52.7 MWac



Greentech Solar Energy, Inc.
Bongabon, Nueva Ecija | 19.8 MWac

MTerra Solar Phase 1 Begins Commercial Operations





MTerra Solar Phase 1 has officially declared commercial operations for 600MWac mid-merit capacity under its Power Supply Agreement (PSA) with Meralco on August 26, 2026. This follows from the issuance of the Final Certificate of Approval to Connect (FCATC) by NGCP.

It confirms that the facility has met the requirements to safely and reliably connect and operate 950 MWac of solar capacity and 825 MW of battery energy storage to the national grid.

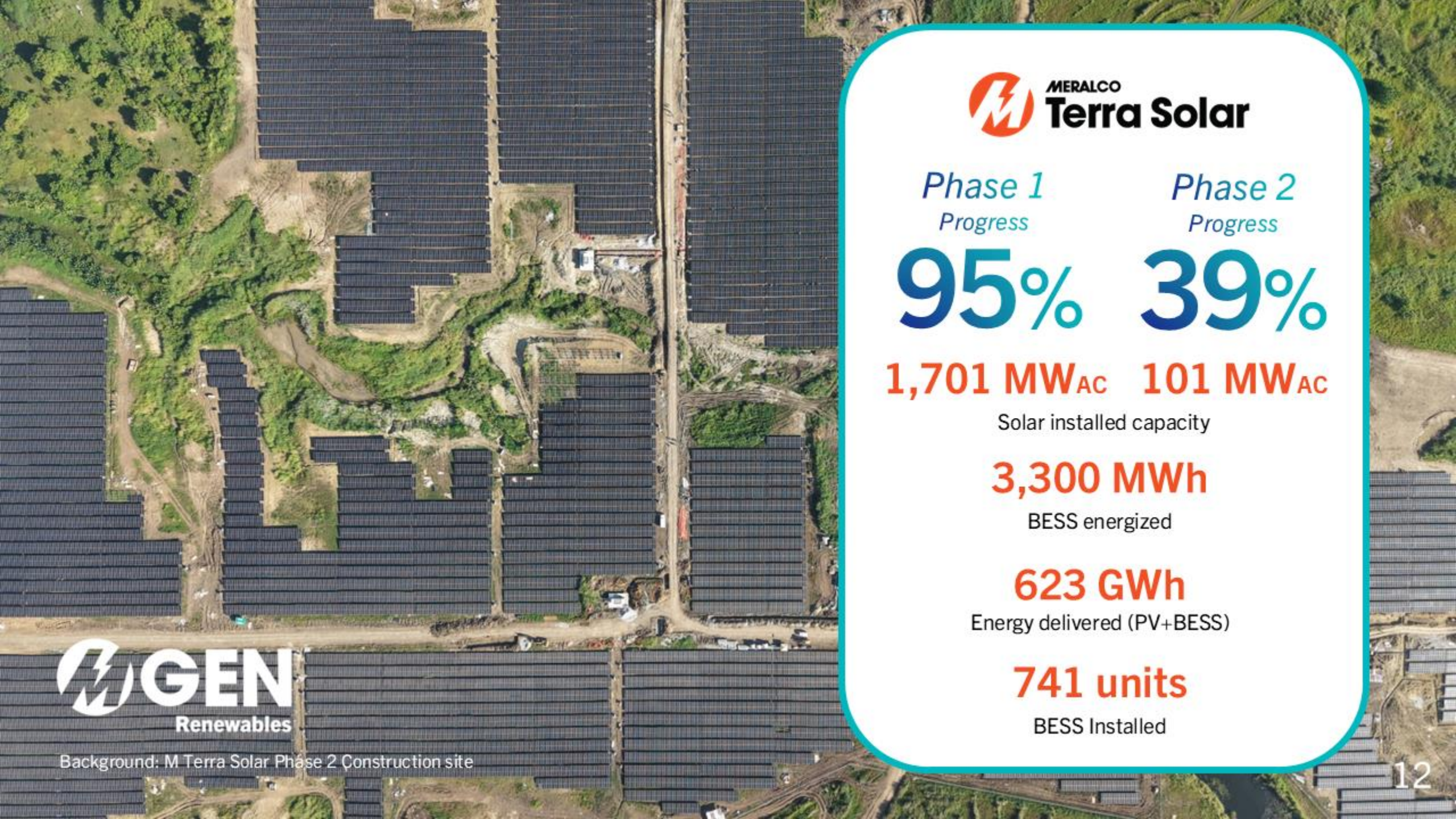

MERALCO Terra Solar

Phase 1 Progress	Phase 2 Progress
95%	39%
1,701 MWAC	101 MWAC

Solar installed capacity

3,300 MWh

BESS energized

623 GWh

Energy delivered (PV+BESS)

741 units

BESS Installed

GEN Renewables

Background: M Terra Solar Phase 2 Construction site

MGEN, VITRO Join Forces to Explore Sustainable, Power-Enabled Digital Infrastructure





MGEN and VITRO REIT, Inc. (VITRO), a subsidiary of ePLDT within the PLDT Group, have formalized their strategic collaboration through a Memorandum of Understanding (MOU) for the joint feasibility study and development of a sustainable, power-enabled digital infrastructure proposition in the Philippines.

Under the MOU, MGEN and VITRO will conduct joint technical and commercial studies to assess potential sites, power generation capacity, renewable energy resources, connectivity requirements, data center specifications, and commercial structures.

MGEN RES Positions More Philippine Businesses for Greater Electricity Choice

MGEN RES Retail Electricity Supplier





MGEN RES with Toyota Santa Rosa (TSR) executives.

With the RCOA threshold now lowered to 100 kilowatts from 500, we want businesses to get from MGEN RES, power that fits how they actually operate, and partnership that does not end once the contract is signed.

Powering a better tomorrow









Php 20.3 M

Committed to support community programs across Luzon and Visayas

Reaching 3,000 individuals

Mano Amiga

Partnership providing world-class education to less fortunate children

Improved learning spaces

One Meralco
Sustainability Updates

Media, Investors and Analysts Briefing



2026 United Nations Private Sector Forum on the Energy Transition:

Meralco brings Philippine Voice to the Global Stage





Meralco's Long-term Sustainability Strategy (LTSS) recognized as a model for transformation

"To do good, one must first do well"

- LTSS was cited for its clear vision and disciplined approach to energy transition—remaining firmly grounded in energy affordability and reliability while scaling renewables

Hailed for embedding social impact into energy transition

- MTerra Solar was showcased as a working model that clean energy can drive both climate action and inclusive economic growth

5th Bahaghari Awards by Philippine Financial & Inter-industry Pride:

Meralco: First-ever Emerging Changemaker of the Year





- Flagship recognition program of Philippine Financial & Inter-Industry Pride (PFIP)
- Honors organizations, leaders, and advocates driving meaningful progress in creating more equitable and inclusive workplaces
- **Meralco's Mbrace Diversity & Inclusion program**, recognized for advancing women empowerment as well as LGBTQ+ and PWD inclusion

CAUTIONARY STATEMENTS

This presentation is prepared for the parties presently invited for the purpose of discussion. This presentation has consequential limitations and is not a comprehensive discussion about **MANILA ELECTRIC COMPANY AND ITS SUBSIDIARIES (Meralco)**. These materials are restricted to the participants and may only be used in conjunction with the meeting held on such date.

The information contained herein should not be quoted in whole or in part without prior consent of Meralco. No responsibility to any third party is accepted as the presentation has not been prepared for any other purpose.

Accordingly, **Meralco** makes no representation or assurance that any projected result made by the recipient of the information will be realized. Investors should not place undue reliance on these information though presumed correct at the time of the presentation. These information are exposed to various risks, competitive uncertainties and contingencies which are beyond **Meralco's** control.

